

How to Create a Wikipedia Article

- Step 1 | Create an account
Select a username and password [All posts will be publically attributed to this username]
Email address is optional
- Step 2 | Confirm your chosen topic does not already have a Wikipedia entry by doing a search
If the topic does not exist, a red-colored link will appear [You must be logged in to create a new entry]
Select this link to begin a new entry
- Step 3 | Create a new page
Insert developed text [example article template on next page]
You may select "Sandbox" in your top-right menu to experiment with editing/formatting without the risk of going live
- Step 4 | Be sure to cite all sources
Review for citation help: https://en.wikipedia.org/wiki/Wikipedia:Tutorial/Citing_sources
- Step 5 | "Show Preview" to review entry before saving
- Step 6 | "Save Page" to save edits and make entry live

Essentials

- Include three inline citations before going live [this will help prevent your new article from being immediately deleted due to lack of support]
- Avoid creating "orphaned articles" that don't contain internal Wikipedia links [links allow the new entry to become part of the Wikipedia system]
- Review text multiples times to eliminate typos, grammatical errors, citation mistakes, etc.

Citations

The image shows the Wikipedia editing interface. On the left, the 'Cite' menu is open, showing a list of templates including 'cite web', 'cite news', 'cite book', and 'cite journal'. A red dashed arrow points from the 'cite journal' option to the 'Journal citation' dialog box on the right. The dialog box contains fields for citation information: Last name (Example), Title (Example), Date (January 7, 2014), Issue (2), Pages (202-206), Access date (8 February 2015), First name (Example), Journal (Example), Volume (1), Page?, DOI, URL, Ref?, and Ref name. Below these fields, the 'Wikitext' is displayed as: `<ref>{{cite journal|last1=Example|first1=Example|title=Example|journal=Example|date=January 7, 2014|volume=1|issue=2|pages=202-206|accessdate=8 February 2015}}</ref>`. The 'Parsed wikitext' is shown as: `Example, Example (January 7, 2014). "Example". Example 1 (2): 202-206.` At the bottom of the dialog box are buttons for 'Insert', 'Showhide extra fields', 'Preview', 'Cancel', and 'Reset form'.

To add inline citations . . .

1. Place cursor after the sentence you wish to cite within the editing window
2. In you editor menu select "cite"
3. Select the template depending on source
4. Fill in the proper citation information

To avoid unwanted errors in your citation . . .

Use en dashes for page/date ranges [2002–2003]

PCs: 'alt' + '0150'

Macs: 'opt' + '-'

Write dates as follows:

Feb 28, 1900 or February 28, 1900

5. Preview citation to review wikitext
6. Select 'Insert'

Sample Article Template

[Sample text] The opening paragraph often includes the architect's full name in bold, their date of birth and death (in parentheses), brief information about their career.

For example:

"Denise Scott Brown" (b.1931) is an American [[architect]], planner, writer, educator, and principal of the firm Venturi, Scott Brown and Associates in [[Philadelphia]].<ref>{{cite journal|last1=Example|first1=Example|title=Example|journal=Example|date=January 7, 2014|volume=1|issue=2|pages=202–206|access-date=8 February 2015}}</ref> Denise Scott Brown and her husband and partner, [[Robert Venturi]], are regarded among the most influential architects of the twentieth century, both through their architecture and planning, and theoretical writing and teaching.

==Early life and education==

[Sample text] Include main sections to divide the information on the architect.

==Work==

[Sample text] Some sections may be further divided into sub-sections . . .

===Early work===

===Collaborative work===

===The title of one specific building or series===

===Recent Projects===

==Awards==

==Exhibitions==

==Notes==

[This is where your footnotes will automatically appear once you add inline citations using your "cite" tool.]

{{Reflist}}

==External links==

* Official website [http://www.wikipedia.com]

How the above text will appear . . .

[Sample text] The opening paragraph often includes the architect's full name in bold, their date of birth and death (in parentheses), brief information about their career.

For example:

Denise Scott Brown (b.1931) is an American architect, planner, writer, educator, and principal of the firm Venturi, Scott Brown and Associates in Philadelphia.^[!] Denise Scott Brown and her husband and partner, Robert Venturi, are regarded among the most influential architects of the twentieth century, both through their architecture and planning, and theoretical writing and teaching.

Contents [hide]
1 Early life and education
2 Work
 2.1 Early work
 2.2 Collaborative work
 2.3 The title of one specific building or series
 2.4 Recent Projects
3 Awards
4 Exhibitions
5 Notes
6 External links

Inline Citation (insert via "cite" menu)

Internal Wikipedia Link: [[architect]]

Section Title: ==Early life and education==

Sub-Section Title: ===Collaborative work===

Early life and education

[Sample text] Include main sections to divide the information on the architect.

Work

[Sample text] Some sections may be further divided into sub-sections . . .

Early work

Collaborative work

The title of one specific building or series

Recent Projects

Awards

Exhibitions

Notes

[This is where your footnotes will automatically appear once you add inline citations using your "cite" tool.]

^[!] * Example, Example (January 7, 2014). "Example". *Example 4* (2): 202–206.


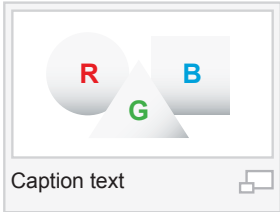

External links

- Official website [1]

B *I*      Advanced Special characters Help Cite

Wiki markup cheatsheet

These examples cover the formatting needed most often when editing Wikipedia articles with wiki markup. For more help, see [| shortcut H:MARKUP](#).

Description	What you type	What you get
Italic	<code>'<i>italic text</i>'</code>	<i>italic text</i>
Bold	<code>'bold text'</code>	bold text
Section headers	<code>==Heading text==</code>	<u>Heading text</u>
	<code>===Heading text===</code>	Heading text
	<code>====Heading text====</code>	Heading text
Link to another Wikipedia page (Internal link)	<code>[[Denis Diderot]]</code>	Denis Diderot
Internal link with different text	<code>[[Denis Diderot Diderot]]</code>	Diderot
Link to another website	<code>[http://loc.gov Library of Congress website]</code>	Library of Congress website 
Bulleted list	<code>* Wikipedia * Encyclopédie</code>	<ul style="list-style-type: none"> • Wikipedia • Encyclopédie
Numbered list	<code># A - Azymites # B - Cézimbra</code>	<ol style="list-style-type: none"> 1. A - Azymites 2. B - Cézimbra
Image with caption	<code>[[File:Example.jpg thumb Caption text]]</code>	
Signature and timestamp (for Talk pages)	<code>~~~~</code>	Username (talk) 19:50, 11 December 2013 (UTC)
To make a citation	What you type	What you get
Insert a citation	<code>Page text. <ref>http://example.org Example.org, more text.</ref></code>	Page text. ^[1]
Display citation footnotes	<code><references /></code>	1. [^] Example.org ,  more text.

Additional Materials

Wikipedia Tutorial | <https://en.wikipedia.org/wiki/Wikipedia:Tutorial>

Your First Article | https://en.wikipedia.org/wiki/Wikipedia:Your_first_article

Tips for New Entries | <http://dhpoco.org/rewriting-wikipedia/how-to-create-wikipedia-entries-that-will-stick/>

Beverly Willis Architecture Foundation - Dynamic National Archive Collection | <http://www.bwaf.org/dna/>